

ACCESSIBILITY FOR YOUR HOME

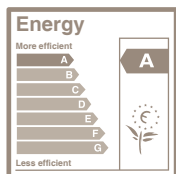
Aritco HomeLift Access Aritco 6000 Datasheet 2021

Aritco HomeLift Access is designed to give access to all parts of your house for both you and your family as well as your friends. Practical and smart with sizes for all needs. With an option to personalize it with details such as glass walls, a range of various colours and different materials.

Advantages offered by Aritco HomeLift Access:

- Design, sizes and options created for a home environment
- Minimum interventions in the house
- Option for a "half-height door" on the top floor
- 'A' rated energy consumption according to VDI4707
- 95% recyclable materials
- Patented screw/nut technology (no oil that can leak)
- The lowest maintenance and operating costs on the market
- Equipped with our SmartSafety system with safety features for home environments.

For more information please visit : www.aritco.co.th



CONTACT US:
088-333-2020
088-333-5050
088-333-9090

ARITCO (THAILAND) CO., LTD.

467/2, Rama 3 Rd., Bang Khlo,
Bang Kho Laem, Bangkok Thailand 10120
Tel: 02 - 408 - 0200
Fax: 02 - 638 - 8877
Email: Sales@aritco.co.th
Website: www.aritco.co.th
Facebook.com/AritcoThailand



ARITCO 6000 ACCESS

FLOOR

8 different floorings to choose from.



LIFT COLOUR

Can be painted in any RAL colour from the RAL Classic chart.

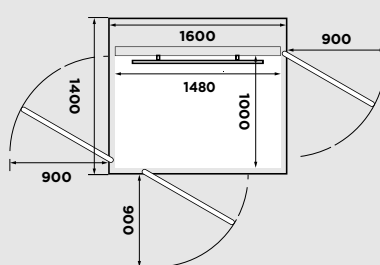
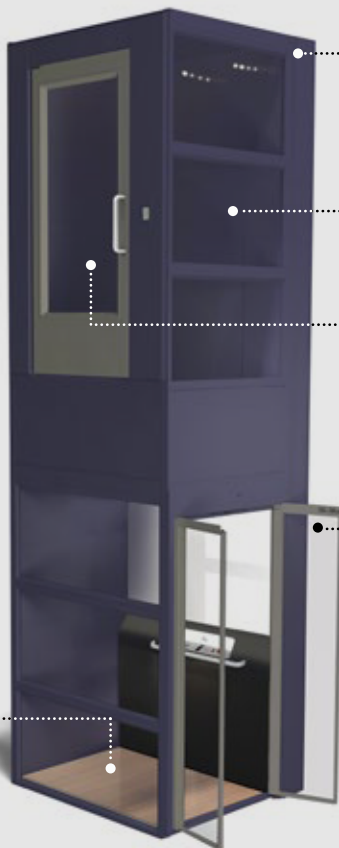
GLASS

2 different glass types to choose from.

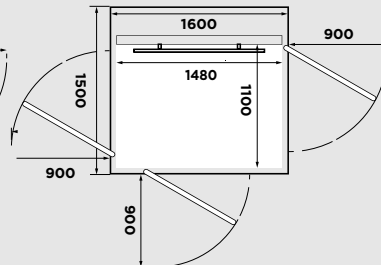


DOORS

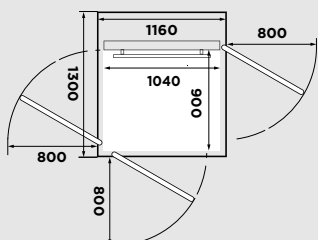
2 different door types to choose from.



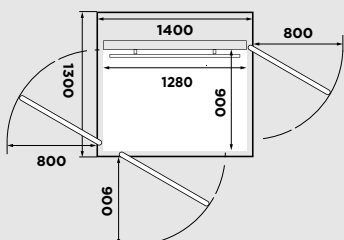
Size: 1000 x 1480 mm
Rated load:
410 kg / 5 persons



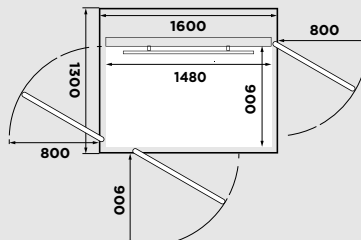
Size: 1100 x 1480 mm
Rated load:
410 kg / 5 persons



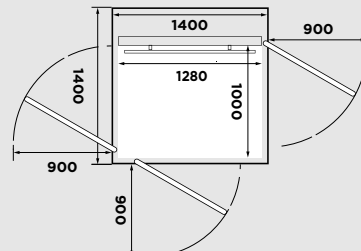
Size: 900 x 1040 mm
Rated load:
250 kg / 2 persons



Size: 900 x 1280 mm
Rated load:
410 kg / 5 persons



Size: 900 x 1480 mm
Rated load:
410 kg / 5 persons



Size: 1000 x 1280 mm
Rated load:
410 kg / 5 persons

Product summary

<p>TOP HEIGHT</p> <p>Minimum 2240 mm</p>	<p>TYPE OF LIFT</p> <p>Home lift intended for installation in private homes. Only to be used in buildings without public access.</p>	<p>INDOOR INSTALLATION ENVIRONMENT</p>	<p>DRIVE SYSTEM</p> <p>Patented screw and nut system 2.2 kW motor</p>	<p>CONTROL FROM CARRIER CONTROL PANEL</p> <p>Hold to run - press and hold For installations outside Europe One touch operation (press one time)</p>	<p>NUMBER OF FLOORS</p> <p>2 to 6 floors</p>
<p>INSTALLATION</p> <p>Recessed installation 50 mm below floor Installed directly on floor with 50 mm ramp</p>	<p>RATED SPEED</p> <p>250-13 000 millimeter</p>	<p>TRAVEL HEIGHT</p> <p>250-13 000 millimeter</p>	<p>WARRANTY</p> <p>Aritco 6000 comes with a 24 months warranty. The screw and nut assembly has a 10 year warranty.</p>	<p>TECHNICAL COMPLIANCE</p> <p>European Machine directive 2006/42/EC European standard EN 81-41</p>	
<p>Power supply: 230 V 1-phase : Max 0,15 m/s 400 V 3-phase : Max 0,25 m/s (outside Europe)</p>	<p><i>Emergency lowering : Battery-powered</i></p>				